

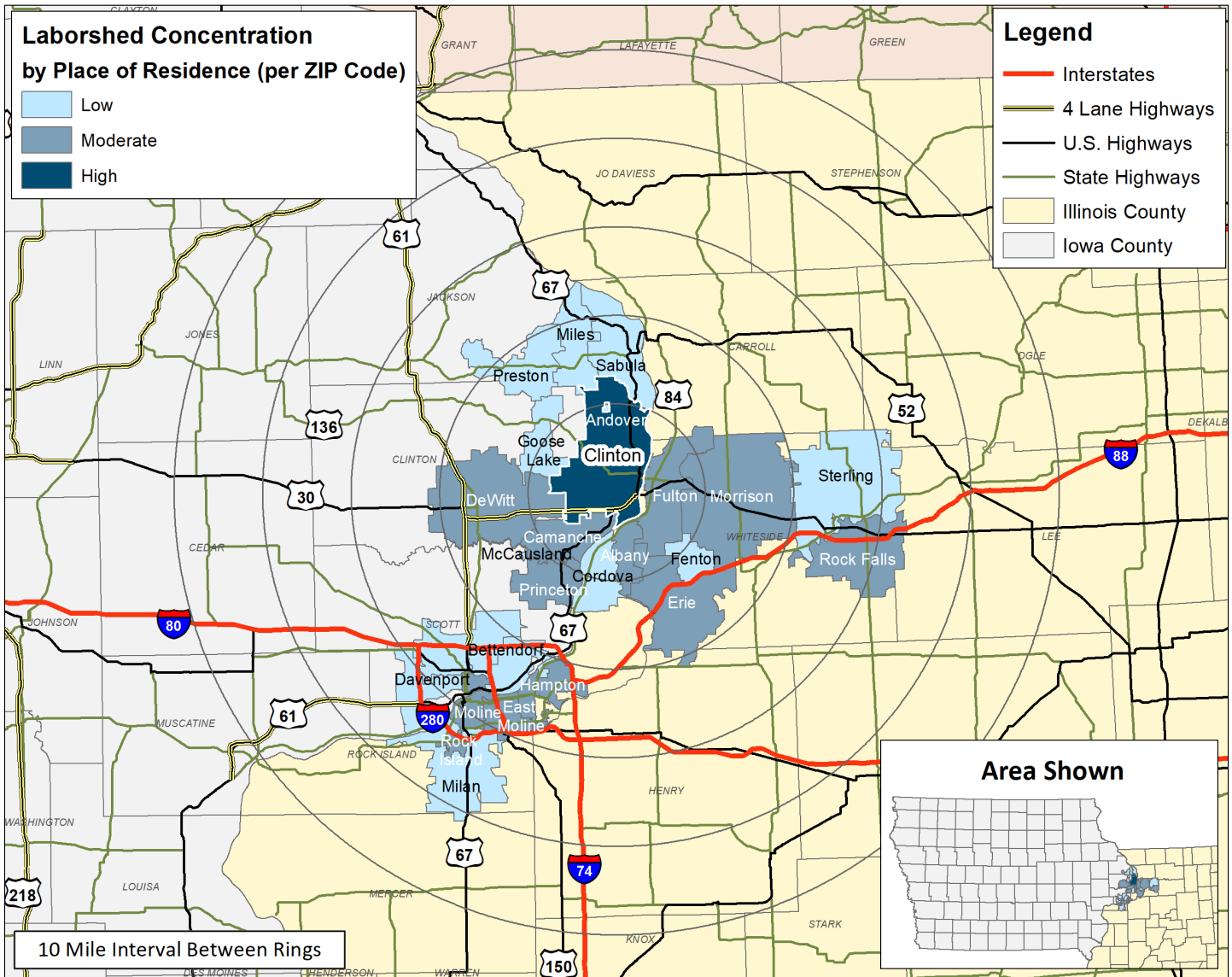
# LABOR CHARACTERISTICS



# ADVANCED MANUFACTURING

## CLINTON, IA LABORSHED AREA

CONCENTRATION OF RESPONDENTS WITHIN THE LABORSHED AREA  
WITH TRANSFERABLE EXPERIENCE/SKILLS BY PLACE OF RESIDENCE



Workers who have transferable experience/skills in the industry are currently commuting an average of 19 miles one way for work. Those who are likely to change/accept employment are willing to commute an average of 33 miles one way for the right employment opportunity.

FOR MORE INFORMATION REGARDING THE CLINTON, IA LABORSHED, CONTACT:

Grow Clinton  
721 S 2nd St  
Clinton, IA 52732

Phone: (563) 242-5702 | E-mail: [marketing@growclinton.com](mailto:marketing@growclinton.com)  
<https://clintondevelopment.com>



# LABOR CHARACTERISTICS



# ADVANCED MANUFACTURING

## ESTIMATED AVAILABLE LABOR PER OCCUPATIONAL CATEGORY:

- Architectural and Engineering Managers - 665
- Bus and Truck Mechanics and Diesel Engine Specialists - 667
- Chemical Equipment Operators and Tenders - 1,338
- Crane and Tower Operators - 1,340
- Crushing, Grinding, & Polishing Machine Setters, Operators, and Tenders - 671
- Cutting and Slicing Machine Setters, Operators, and Tenders - 672
- Electricians - 4,683
- First-Line Supervisors of Mechanics, Installers, and Repairers - 2,005
- First-Line Supervisors of Production and Operating Workers - 3,343
- Heavy and Tractor-Trailer Truck Drivers - 9,365
- Industrial Machinery Mechanics - 2,675
- Industrial Production Managers - 1,335
- Industrial Truck and Tractor Operators - 2,008
- Inspectors, Testers, Sorters, Samplers, and Weighers - 1,339
- Installation, Maintenance, and Repair Workers, All Other - 2,676
- Laborers and Freight, Stock, and Material Movers, Hand - 3,346
- Light Truck or Delivery Services Drivers - 675
- Machinists - 2,006
- Maintenance Workers, Machinery - 668
- Mechanical Engineers - 666
- Millwrights - 1,336
- Multiple Machine Tool Setters, Operators, & Tenders, Metal and Plastic - 2,007
- Packers and Packagers, Hand - 4,014
- Plant and System Operators, All Other - 670
- Production Workers, All Other - 3,345
- Team Assemblers - 3,344
- Water and Wastewater Treatment Plant and System Operators - 1,337
- Welders, Cutters, Solderers, and Brazers - 2,677
- Welding, Soldering, and Brazing Machine Setters, Operators, and Tenders - 669

AN ESTIMATED TOTAL OF **61,542** PEOPLE IN THE LABORSHED AREA

## UNDEREMPLOYMENT (ESTIMATED):

- Low hours - 0.0%
- Low income - 0.0%
- Mismatch of skills - 7.6% (384)
- Total - 7.6% (384)

*(Individuals counted only once when estimating Total Underemployment.)*

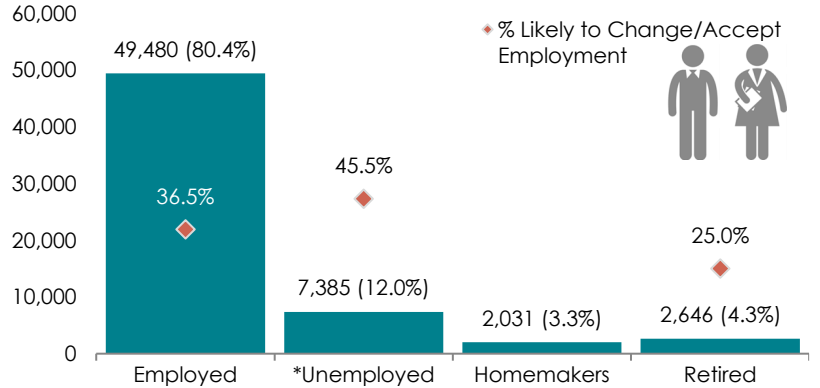
## CURRENT BENEFITS:



## DESIRED BENEFITS:



## ESTIMATED TOTAL BY EMPLOYMENT STATUS (PERCENTAGE):



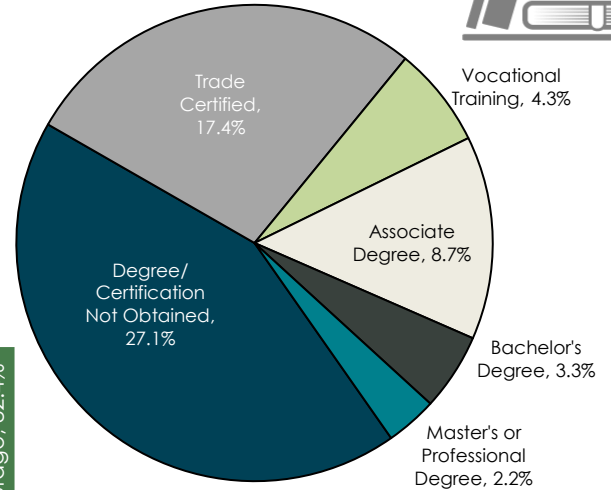
*\*Employment status is self-identified by the survey respondent. The unemployment percentage does not reflect the unemployment rate published by the U.S. Bureau of Labor Statistics, which applies a stricter definition.*

## EMPLOYMENT STATS:

- 81.5% paid an hourly wage
- 97.8% are/were employed full-time
- 2.2% are/were employed part-time
- 5.4% are/were self-employed
- 9.5% hold two or more jobs
- Currently working an average of 47 hours/week

## EDUCATIONAL LEVEL:

(63.0% HAVE AN EDUCATION BEYOND HIGH SCHOOL)



## TOP JOB SEARCH RESOURCES:

*(For those seeking employment opportunities, by use.)*

- Internet - 84.4%
  - [www.indeed.com](http://www.indeed.com)
  - [www.facebook.com](http://www.facebook.com)
  - [www.monster.com](http://www.monster.com)
- Networking through friends, family or acquaintances - 36.7%
- IowaWORKS Centers - 23.3%
- Private Employment Services - 13.3%



# LABOR CHARACTERISTICS



# ADVANCED MANUFACTURING

OCCUPATION	OCCUPATIONAL CODE	MEAN WAGE	ENTRY WAGE	EXPERIENCED WAGE	MEDIAN WAGE	MEAN ANNUAL SALARY
Architectural and Engineering Managers	11-9041	\$66.61	\$49.34	\$75.24	\$63.76	\$138,540
Bus and Truck Mechanics and Diesel Engine Specialists	49-3031	\$26.06	\$19.04	\$29.57	\$26.82	\$54,200
Chemical Engineers	17-2041	\$52.04	\$37.59	\$59.26	\$51.48	\$108,237
Chemical Equipment Operators and Tenders	51-9011	\$27.45	\$19.62	\$31.36	\$27.76	\$57,086
Computer Hardware Engineers	17-2061	\$36.66	\$27.11	\$41.44	\$36.78	\$76,262
Conveyor Operators and Tenders	53-7011	\$21.41	\$17.00	\$23.61	\$21.38	\$44,527
Crane and Tower Operators	53-7021	\$28.34	\$19.71	\$32.66	\$27.29	\$58,954
Crushing, Grinding, and Polishing Machine Setters, Operators, and Tenders	51-9021	\$24.94	\$19.44	\$27.68	\$27.67	\$51,866
Cutting and Slicing Machine Setters, Operators, and Tenders	51-9032	\$21.34	\$16.54	\$23.74	\$19.52	\$44,388
Cutting, Punching, and Press Machine Setters, Operators, and Tenders, Metal and Plastic	51-4031	\$19.94	\$15.15	\$22.34	\$17.92	\$41,478
Electrical and Electronic Engineering Technicians	17-3023	\$31.48	\$20.15	\$37.15	\$33.29	\$65,481
Electrical and Electronics Repairers, Commercial and Industrial Equipment	49-2094	\$34.50	\$27.20	\$38.15	\$33.32	\$71,760
Electrical Engineers	17-2071	\$46.00	\$32.56	\$52.72	\$47.63	\$95,676
Electricians	47-2111	\$31.03	\$20.19	\$36.44	\$30.46	\$64,533
Electro-Mechanical Technicians	17-3024	\$39.96	\$30.14	\$44.88	\$41.24	\$83,123
Electronics Engineers, Except Computer	17-2072	\$42.45	\$31.44	\$47.95	\$42.27	\$88,289
Engineering Technicians, Except Drafters, All Other	17-3029	\$34.31	\$23.14	\$39.89	\$36.42	\$71,363
Engineers, All Other	17-2199	\$47.95	\$31.29	\$56.28	\$48.59	\$99,732
First-Line Supervisors of Mechanics, Installers, and Repairers	49-1011	\$35.86	\$23.63	\$41.98	\$35.64	\$74,594
First-Line Supervisors of Production and Operating Workers	51-1011	\$32.25	\$21.44	\$37.65	\$30.27	\$67,070
Forging Machine Setters, Operators, and Tenders, Metal and Plastic	51-4022	\$21.39	\$16.15	\$24.01	\$20.24	\$44,489
Foundry Mold and Coremakers	51-4071	\$22.04	\$16.53	\$24.79	\$22.38	\$45,837
Furnace, Kiln, Oven, Drier, and Kettle Operators and Tenders	51-9051	\$22.94	\$17.79	\$25.51	\$20.90	\$47,713
Heat Treating Equipment Setters, Operators, and Tenders, Metal and Plastic	51-4191	\$23.66	\$17.66	\$26.67	\$24.17	\$49,222
Heavy and Tractor-Trailer Truck Drivers	53-3032	\$25.13	\$17.55	\$28.92	\$23.64	\$52,272
Helpers--Production Workers	51-9198	\$19.21	\$14.45	\$21.58	\$19.04	\$39,947
Industrial Engineering Technicians	17-3026	\$30.08	\$20.21	\$35.02	\$28.98	\$62,574
Industrial Engineers	17-2112	\$43.88	\$32.91	\$49.37	\$44.60	\$91,268
Industrial Machinery Mechanics	49-9041	\$30.78	\$23.07	\$34.64	\$30.27	\$64,031
Industrial Production Managers	11-3051	\$53.14	\$35.46	\$61.99	\$49.37	\$110,538
Industrial Truck and Tractor Operators	53-7051	\$21.12	\$16.44	\$23.46	\$19.55	\$43,935
Inspectors, Testers, Sorters, Samplers, and Weighers	51-9061	\$22.22	\$16.10	\$25.28	\$21.94	\$46,213
Installation, Maintenance, and Repair Workers, All Other	49-9099	\$22.53	\$15.41	\$26.10	\$21.27	\$46,870
Laborers and Freight, Stock, and Material Movers, Hand	53-7062	\$17.29	\$12.97	\$19.44	\$16.31	\$35,953
Light Truck or Delivery Services Drivers	53-3033	\$20.58	\$12.48	\$24.62	\$18.53	\$42,797
Machine Feeders and Offbearers	53-7063	\$21.37	\$16.88	\$23.62	\$23.31	\$44,453
Machinists	51-4041	\$24.45	\$16.79	\$28.29	\$23.37	\$50,866
Maintenance and Repair Workers, General	49-9071	\$22.15	\$14.89	\$25.77	\$21.88	\$46,063
Maintenance Workers, Machinery	49-9043	\$28.00	\$23.34	\$30.32	\$28.22	\$58,230
Materials Engineers	17-2131	\$44.75	\$31.86	\$51.19	\$40.51	\$93,074
Mechanical Drafters	17-3013	\$31.06	\$21.83	\$35.67	\$30.46	\$64,594
Mechanical Engineering Technicians	17-3027	\$31.18	\$24.49	\$34.52	\$29.22	\$64,850
Mechanical Engineers	17-2141	\$41.73	\$29.11	\$48.05	\$38.59	\$86,809
Metal Workers and Plastic Workers, All Other	51-4199	\$28.74	\$18.44	\$33.89	\$33.15	\$59,781
Millwrights	49-9044	\$32.21	\$21.94	\$37.35	\$29.75	\$67,003
Mixing and Blending Machine Setters, Operators, and Tenders	51-9023	\$19.47	\$15.28	\$21.56	\$18.77	\$40,493
Model Makers, Metal and Plastic	51-4061	\$30.22	\$25.75	\$32.46	\$31.08	\$62,864
Molders, Shapers, and Casters, Except Metal and Plastic	51-9195	\$22.22	\$17.09	\$24.79	\$21.59	\$46,227
Multiple Machine Tool Setters, Operators, and Tenders, Metal and Plastic	51-4081	\$20.62	\$16.48	\$22.69	\$19.79	\$42,891
Packaging and Filling Machine Operators and Tenders	51-9111	\$17.36	\$13.45	\$19.32	\$16.43	\$36,110
Packers and Packagers, Hand	53-7064	\$16.19	\$13.15	\$17.71	\$15.70	\$33,673
Patternmakers, Metal and Plastic	51-4062	\$29.27	\$27.54	\$30.14	\$29.84	\$60,891
Production Workers, All Other	51-9199	\$19.05	\$13.23	\$21.96	\$16.63	\$39,625
Rolling Machine Setters, Operators, and Tenders, Metal and Plastic	51-4023	\$28.05	\$22.26	\$30.95	\$27.88	\$58,346
Structural Metal Fabricators and Fitters	51-2041	\$25.09	\$18.67	\$28.30	\$25.36	\$52,181
Tank Car, Truck, and Ship Loaders	53-7121	\$28.60	\$24.41	\$30.70	\$29.61	\$59,494
Tool and Die Makers	51-4111	\$26.17	\$18.17	\$30.17	\$25.18	\$54,434
Water and Wastewater Treatment Plant and System Operators	51-8031	\$27.94	\$20.99	\$31.42	\$29.02	\$58,122
Welders, Cutters, Solderers, and Brazers	51-4121	\$21.34	\$16.77	\$23.62	\$19.74	\$44,389
Welding, Soldering, and Brazing Machine Setters, Operators, and Tenders	51-4122	\$23.83	\$20.44	\$25.53	\$23.50	\$49,573

The 2023 Iowa Wage data for the Clinton, IA Laborshed area was produced by the Labor Force & Occupational Analysis Bureau to provide communities local information on wages by occupation. The source of the wage and employment data is based on the May 2022 OEWS estimates. Additional occupational wage and employment data can be found at <https://workforce.iowa.gov/laborshed>.

Balance of data compiled by Iowa Workforce Development using Laborshed data released in 2024.