

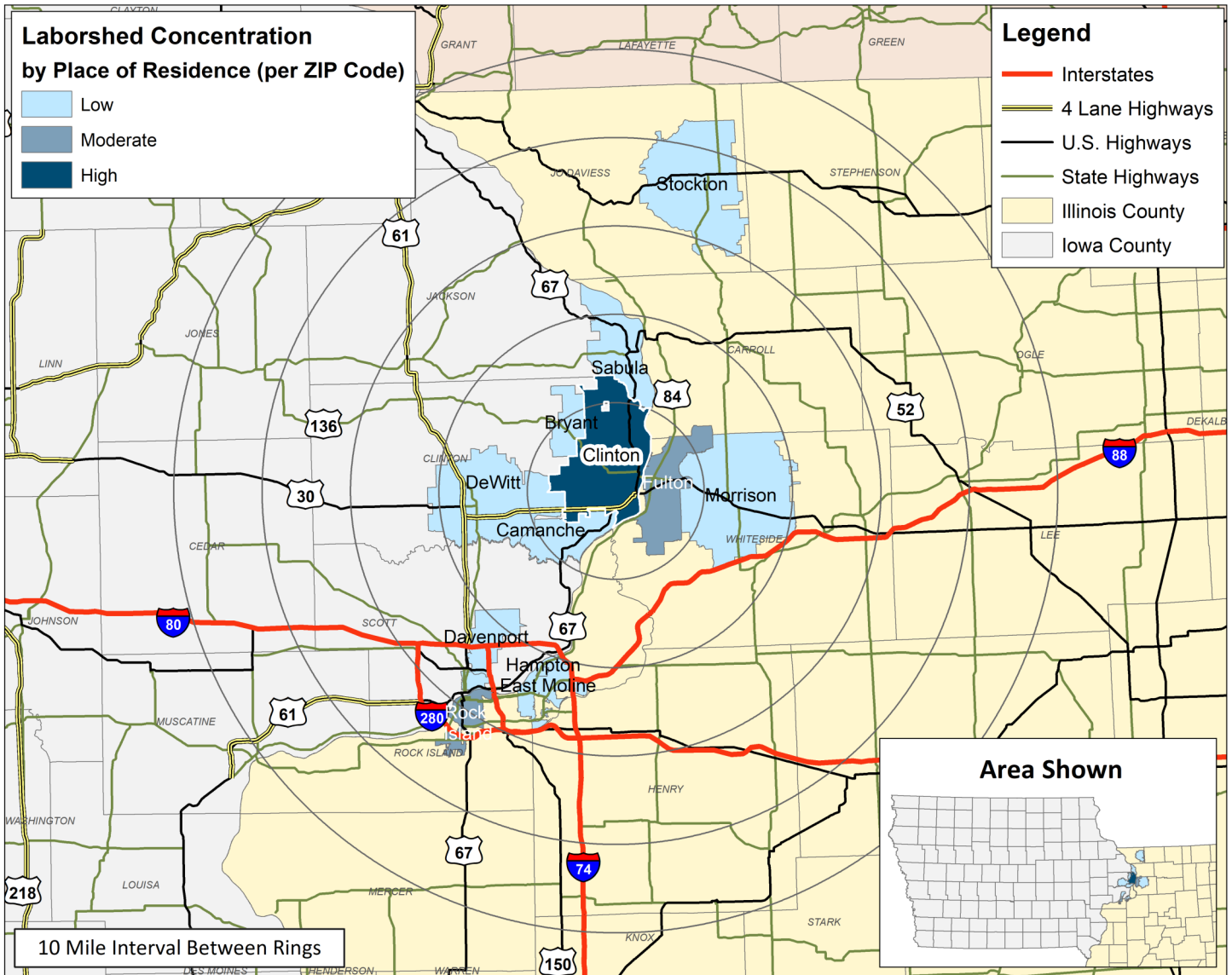
LABOR CHARACTERISTICS

BIOTECHNOLOGY



CLINTON, IA LABORSHED AREA

CONCENTRATION OF RESPONDENTS WITHIN THE LABORSHED AREA WITH TRANSFERABLE EXPERIENCE/SKILLS BY PLACE OF RESIDENCE



Workers who have transferable experience/skills in the industry are currently commuting an average of 19 miles one way for work. Those who are likely to change/accept employment are willing to commute an average of 30 miles one way for the right employment opportunity.

FOR MORE INFORMATION REGARDING THE CLINTON, IA LABORSHED, CONTACT:

Grow Clinton
721 S 2nd St
Clinton, IA 52732

Phone: (563) 242-5702 | E-mail: marketing@growclinton.com
<https://clintondevelopment.com>



LABOR CHARACTERISTICS



BIOTECHNOLOGY

ESTIMATED AVAILABLE LABOR PER OCCUPATIONAL CATEGORY:

- Architectural and Engineering Managers - 665
- Chemical Equipment Operators and Tenders - 1,331
- Dietitians and Nutritionists - 667
- Environmental Scientists and Specialists, Including Health - 664
- Farmers, Ranchers, and Other Agricultural Managers - 1,996
- Farmworkers, Farm, Ranch, and Aquacultural Animals - 669
- First-Line Supervisors of Production and Operating Workers - 3,327
- Industrial Production Managers - 1,329
- Inspectors, Testers, Sorters, Samplers, and Weighers - 1,328
- Medical and Clinical Laboratory Technologists - 666
- Plant and System Operators, All Other - 668
- Water and Wastewater Treatment Plant & System Operators - 1,330

AN ESTIMATED TOTAL OF **14,640** PEOPLE IN THE LABORSHED AREA

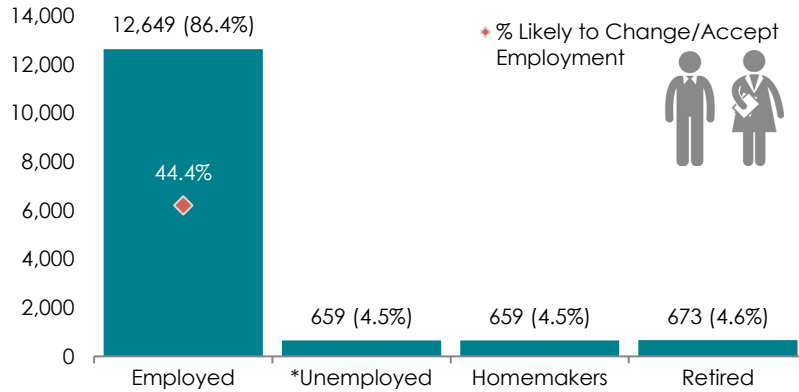
UNDEREMPLOYMENT (ESTIMATED):

- Low hours - 0.0%
- Low income - 0.0%
- Mismatch of skills - 9.1% (109)
- Total - 9.1% (109)

(Individuals counted only once when estimating Total Underemployment.)



ESTIMATED TOTAL BY EMPLOYMENT STATUS (PERCENTAGE):



**Employment status is self-identified by the survey respondent. The unemployment percentage does not reflect the unemployment rate published by the U.S. Bureau of Labor Statistics, which applies a stricter definition.*

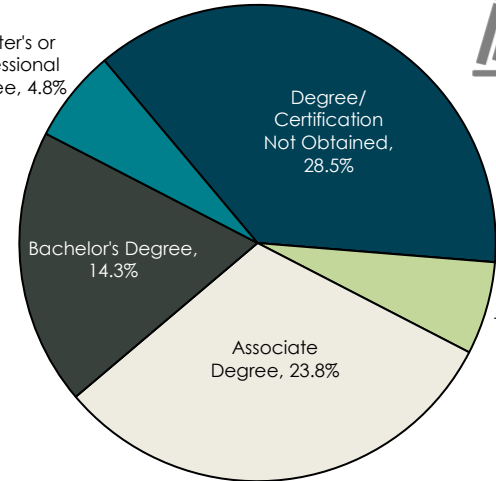
EMPLOYMENT STATS:

- 54.5% paid an hourly wage
- 100% are/were employed full-time
- 0.0% are/were employed part-time
- 21.1% are/were self-employed
- 15.8% hold two or more jobs
- Currently working an average of 48 hours/week

EDUCATIONAL LEVEL:

(76.2% HAVE AN EDUCATION BEYOND HIGH SCHOOL)

Master's or Professional Degree, 4.8%



CURRENT BENEFITS:



DESIRED BENEFITS:



TOP JOB SEARCH RESOURCES:

(For those seeking employment opportunities, by use.)

- Internet - 81.0%
 - www.indeed.com
 - www.linkedin.com
 - www.monster.com
- Networking through friends, family or acquaintances - 47.6%
- IowaWORKS Centers - 23.8%
- Newspapers - 4.8%



LABOR CHARACTERISTICS



BIOTECHNOLOGY

OCCUPATION	OCCUPATIONAL CODE	MEAN WAGE	ENTRY WAGE	EXPERIENCED WAGE	MEDIAN WAGE	MEAN ANNUAL SALARY
Agricultural Inspectors	45-2011	\$25.52	\$19.75	\$28.41	\$24.74	\$53,088
Architectural and Engineering Managers	11-9041	\$66.61	\$49.34	\$75.24	\$63.76	\$138,540
Biological Scientists, All Other	19-1029	\$37.69	\$27.67	\$42.71	\$38.09	\$78,404
Biological Technicians	19-4021	\$19.77	\$13.75	\$22.78	\$18.93	\$41,126
Chemical Engineers	17-2041	\$52.04	\$37.59	\$59.26	\$51.48	\$108,237
Chemical Equipment Operators and Tenders	51-9011	\$27.45	\$19.62	\$31.36	\$27.76	\$57,086
Chemical Technicians	19-4031	\$19.92	\$14.73	\$22.52	\$17.97	\$41,442
Chemists	19-2031	\$42.57	\$27.85	\$49.93	\$39.52	\$88,542
Conservation Scientists	19-1031	\$30.61	\$21.49	\$35.16	\$29.44	\$63,663
Dietetic Technicians	29-2051	\$15.59	\$14.07	\$16.35	\$15.10	\$32,429
Dietitians and Nutritionists	29-1031	\$28.18	\$20.99	\$31.77	\$29.01	\$58,609
Engineering Technicians, Except Drafters, All Other	17-3029	\$34.31	\$23.14	\$39.89	\$36.42	\$71,363
Engineers, All Other	17-2199	\$47.95	\$31.29	\$56.28	\$48.59	\$99,732
Environmental Engineers	17-2081	\$44.77	\$30.02	\$52.14	\$47.59	\$93,119
Environmental Scientists and Specialists, Including Health	19-2041	\$34.25	\$21.46	\$40.65	\$33.68	\$71,245
Farmworkers and Laborers, Crop, Nursery, and Greenhouse	45-2092	\$16.78	\$13.12	\$18.61	\$15.92	\$34,906
Farmworkers, Farm, Ranch, and Aquacultural Animals	45-2093	\$17.85	\$13.68	\$19.94	\$16.90	\$37,131
First-Line Supervisors of Farming, Fishing, and Forestry Workers	45-1011	\$31.31	\$14.68	\$39.63	\$31.38	\$65,133
First-Line Supervisors of Production and Operating Workers	51-1011	\$32.25	\$21.44	\$37.65	\$30.27	\$67,070
Graders and Sorters, Agricultural Products	45-2041	\$19.71	\$14.98	\$22.07	\$19.18	\$40,995
Industrial Engineers	17-2112	\$43.88	\$32.91	\$49.37	\$44.60	\$91,268
Industrial Production Managers	11-3051	\$53.14	\$35.46	\$61.99	\$49.37	\$110,538
Inspectors, Testers, Sorters, Samplers, and Weighers	51-9061	\$22.22	\$16.10	\$25.28	\$21.94	\$46,213
Life, Physical, and Social Science Technicians, All Other	19-4099	\$25.43	\$15.04	\$30.62	\$16.75	\$52,886
Medical Scientists, Except Epidemiologists	19-1042	\$32.80	\$24.33	\$37.04	\$31.38	\$68,232
Natural Sciences Managers	11-9121	\$49.43	\$31.33	\$58.48	\$48.97	\$102,810
Nuclear Medicine Technologists	29-2033	\$37.87	\$31.42	\$41.10	\$37.42	\$78,774
Petroleum Pump System Operators, Refinery Operators, and Gaugers	51-8093	\$38.65	\$26.52	\$44.71	\$40.41	\$80,389
Separating, Filtering, Clarifying, Precipitating, and Still Machine Setters, Operators, and Tenders	51-9012	\$22.88	\$16.87	\$25.88	\$22.26	\$47,581
Soil and Plant Scientists	19-1013	\$35.61	\$20.81	\$43.01	\$37.49	\$74,065
Veterinary Technologists and Technicians	29-2056	\$17.68	\$14.60	\$19.22	\$17.41	\$36,766
Water and Wastewater Treatment Plant and System Operators	51-8031	\$27.94	\$20.99	\$31.42	\$29.02	\$58,122

The 2023 Iowa Wage data for the Clinton, IA Laborshed area was produced by the Labor Force & Occupational Analysis Bureau to provide communities local information on wages by occupation. The source of the wage and employment data is based on the May 2022 OEWS estimates. Additional occupational wage and employment data can be found at <https://workforce.iowa.gov/laborshed>.