

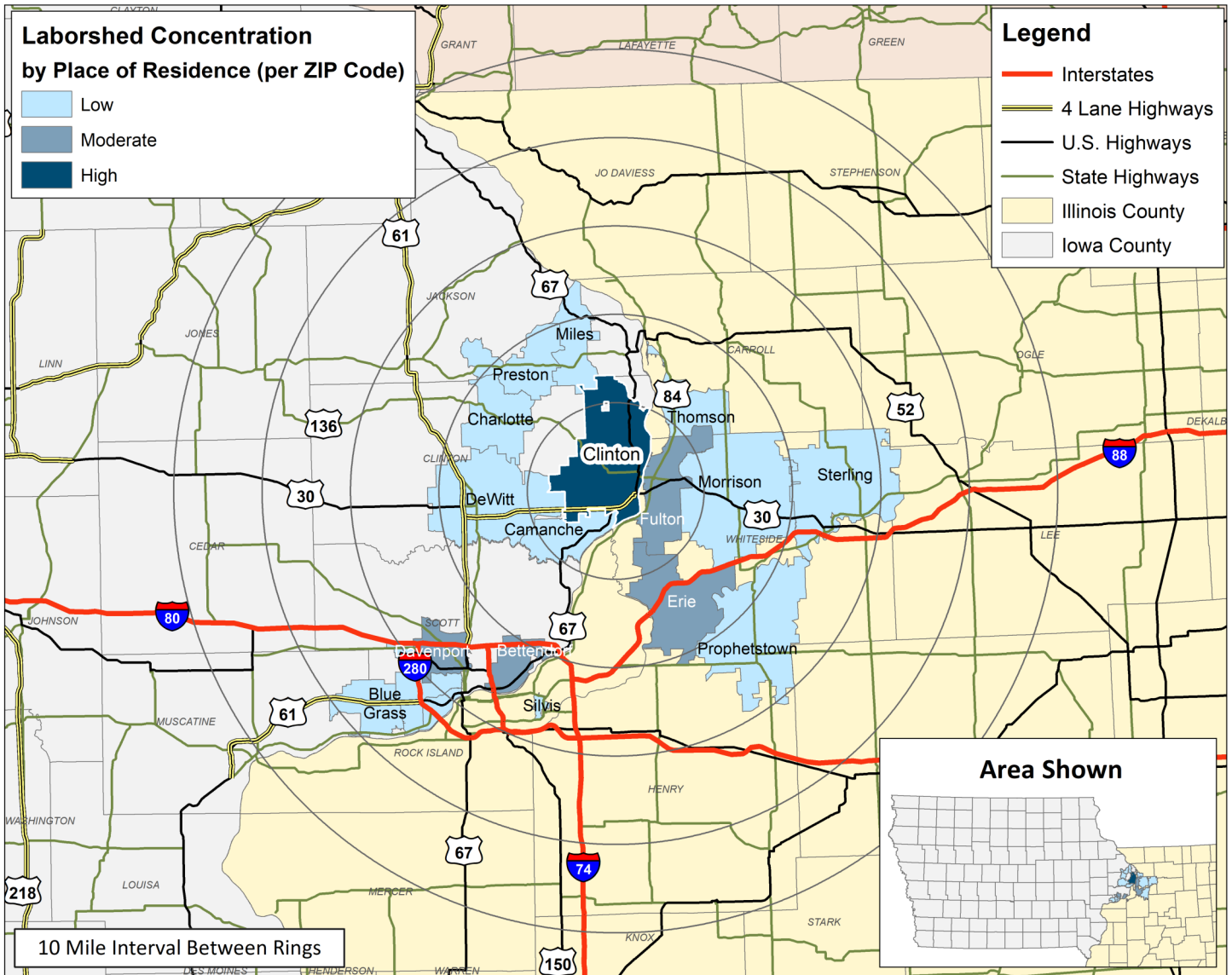
LABOR CHARACTERISTICS

FINANCIAL SERVICES



CLINTON, IA LABORSHED AREA

CONCENTRATION OF RESPONDENTS WITHIN THE LABORSHED AREA WITH TRANSFERABLE EXPERIENCE/SKILLS BY PLACE OF RESIDENCE



Workers who have transferable experience/skills in the industry are currently commuting an average of 11 miles one way for work. Those who are likely to change/accept employment are willing to commute an average of 29 miles one way for the right employment opportunity.

FOR MORE INFORMATION REGARDING THE CLINTON, IA LABORSHED, CONTACT:

Grow Clinton
721 S 2nd St
Clinton, IA 52732

Phone: (563) 242-5702 | E-mail: marketing@growclinton.com
<https://clintondevelopment.com>



LABOR CHARACTERISTICS



FINANCIAL SERVICES

ESTIMATED AVAILABLE LABOR PER OCCUPATIONAL CATEGORY:

- Accountants and Auditors - 1,336
- Bill and Account Collectors - 1,337
- Bookkeeping, Accounting, and Auditing Clerks - 2,675
- Claims Adjusters, Examiners, and Investigators - 668
- Customer Service Representatives - 3,344
- Financial Analysts - 670
- Financial Managers - 2,675
- Insurance Sales Agents - 2,006
- Personal Financial Advisors - 1,335
- Supervisors of Office and Administrative Support Workers - 2,675
- Tellers - 1,341

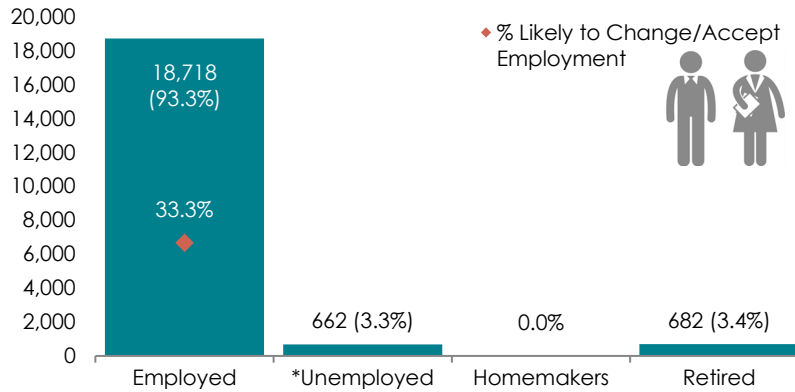
AN ESTIMATED TOTAL OF **20,062** PEOPLE IN THE LABORSHED AREA

UNDEREMPLOYMENT (ESTIMATED):

- Low hours - 6.7% (110)
- Low income - 0.0%
- Mismatch of skills - 16.7% (275)
- Total - 20.0% (329)

(Individuals counted only once when estimating Total Underemployment.)

ESTIMATED TOTAL BY EMPLOYMENT STATUS (PERCENTAGE):



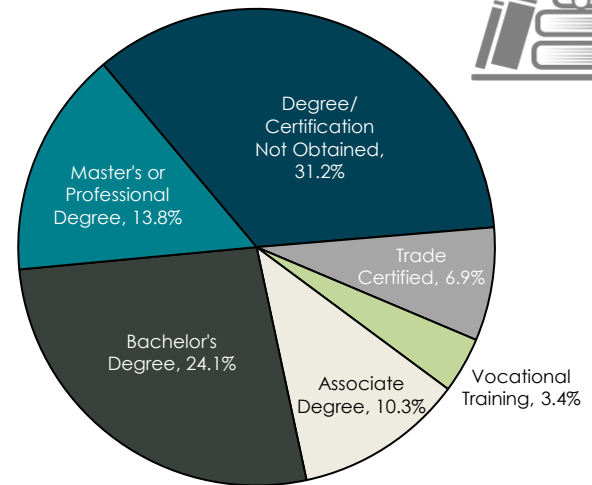
**Employment status is self-identified by the survey respondent. The unemployment percentage does not reflect the unemployment rate published by the U.S. Bureau of Labor Statistics, which applies a stricter definition.*

EMPLOYMENT STATS:

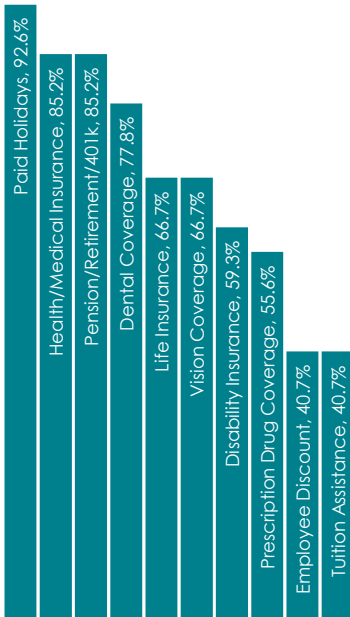
- 55.2% paid an hourly wage
- 83.3% are/were employed full-time
- 16.7% are/were employed part-time
- 10.7% are/were self-employed
- 3.6% hold two or more jobs
- Currently working an average of 39 hours/week

EDUCATIONAL LEVEL:


(89.7% HAVE AN EDUCATION BEYOND HIGH SCHOOL)



CURRENT BENEFITS:



DESIRED BENEFITS:



TOP JOB SEARCH RESOURCES:

(For those seeking employment opportunities, by use.)

- Internet - 96.6%
 - www.indeed.com
 - www.linkedin.com
 - [Company/Organization Websites](#)
 - www.iowaworks.gov
- Networking through friends, family or acquaintances - 48.3%
- IowaWORKS Centers - 20.7%
- Private Employment Services - 17.2%



LABOR CHARACTERISTICS



FINANCIAL SERVICES

OCCUPATION	OCCUPATIONAL CODE	MEAN WAGE	ENTRY WAGE	EXPERIENCED WAGE	MEDIAN WAGE	MEAN ANNUAL SALARY
Accountants and Auditors	13-2011	\$34.04	\$22.39	\$39.86	\$30.32	\$70,794
Actuaries	15-2011	\$59.17	\$34.74	\$71.38	\$53.29	\$123,068
Bill and Account Collectors	43-3011	\$19.05	\$14.45	\$21.36	\$17.54	\$39,632
Billing and Posting Clerks	43-3021	\$19.37	\$15.35	\$21.37	\$18.34	\$40,284
Bookkeeping, Accounting, and Auditing Clerks	43-3031	\$21.24	\$14.51	\$24.61	\$20.45	\$44,181
Brokerage Clerks	43-4011	\$26.47	\$19.72	\$29.84	\$23.17	\$55,061
Claims Adjusters, Examiners, and Investigators	13-1031	\$32.29	\$21.46	\$37.70	\$31.72	\$67,160
Compliance Officers	13-1041	\$32.92	\$21.22	\$38.76	\$30.79	\$68,464
Computer and Information Systems Managers	11-3021	\$62.09	\$40.91	\$72.68	\$60.26	\$129,153
Credit Analysts	13-2041	\$32.77	\$21.63	\$38.34	\$29.97	\$68,161
Credit Authorizers, Checkers, and Clerks	43-4041	\$19.25	\$14.15	\$21.80	\$17.40	\$40,043
Credit Counselors	13-2071	\$21.70	\$16.60	\$24.25	\$22.14	\$45,143
Customer Service Representatives	43-4051	\$18.97	\$13.35	\$21.79	\$17.64	\$39,466
Financial Analysts	13-2051	\$37.60	\$24.70	\$44.05	\$36.31	\$78,209
Financial Clerks, All Other	43-3099	\$20.10	\$15.09	\$22.60	\$20.84	\$41,799
Financial Examiners	13-2061	\$32.81	\$20.52	\$38.96	\$31.32	\$68,254
Financial Managers	11-3031	\$59.60	\$34.78	\$72.02	\$51.61	\$123,978
Financial Specialists, All Other	13-2099	\$36.88	\$23.35	\$43.64	\$37.25	\$76,705
First-Line Supervisors of Non-Retail Sales Workers	41-1012	\$45.56	\$26.34	\$55.18	\$37.76	\$94,772
First-Line Supervisors of Office and Administrative Support Workers	43-1011	\$29.01	\$18.80	\$34.12	\$26.93	\$60,347
Insurance Claims and Policy Processing Clerks	43-9041	\$21.15	\$16.82	\$23.31	\$20.99	\$43,986
Insurance Sales Agents	41-3021	\$35.81	\$18.32	\$44.55	\$26.25	\$74,482
Insurance Underwriters	13-2053	\$34.54	\$24.08	\$39.76	\$30.70	\$71,834
Loan Interviewers and Clerks	43-4131	\$20.57	\$16.06	\$22.83	\$19.17	\$42,785
Loan Officers	13-2072	\$38.73	\$21.82	\$47.18	\$33.52	\$80,550
New Accounts Clerks	43-4141	\$19.24	\$16.48	\$20.62	\$18.75	\$40,019
Personal Financial Advisors	13-2052	\$63.11	\$22.05	\$83.64	\$40.34	\$131,265
Securities, Commodities, and Financial Services Sales Agents	41-3031	\$36.20	\$18.19	\$45.20	\$24.29	\$75,291
Telemarketers	41-9041	\$14.97	\$13.00	\$15.96	\$13.71	\$31,142
Tellers	43-3071	\$16.01	\$13.49	\$17.27	\$15.21	\$33,299

The 2023 Iowa Wage data for the Clinton, IA Laborshed area was produced by the Labor Force & Occupational Analysis Bureau to provide communities local information on wages by occupation. The source of the wage and employment data is based on the May 2022 OEWS estimates. Additional occupational wage and employment data can be found at <https://workforce.iowa.gov/laborshed>.

Balance of data compiled by Iowa Workforce Development using Laborshed data released in 2024.