

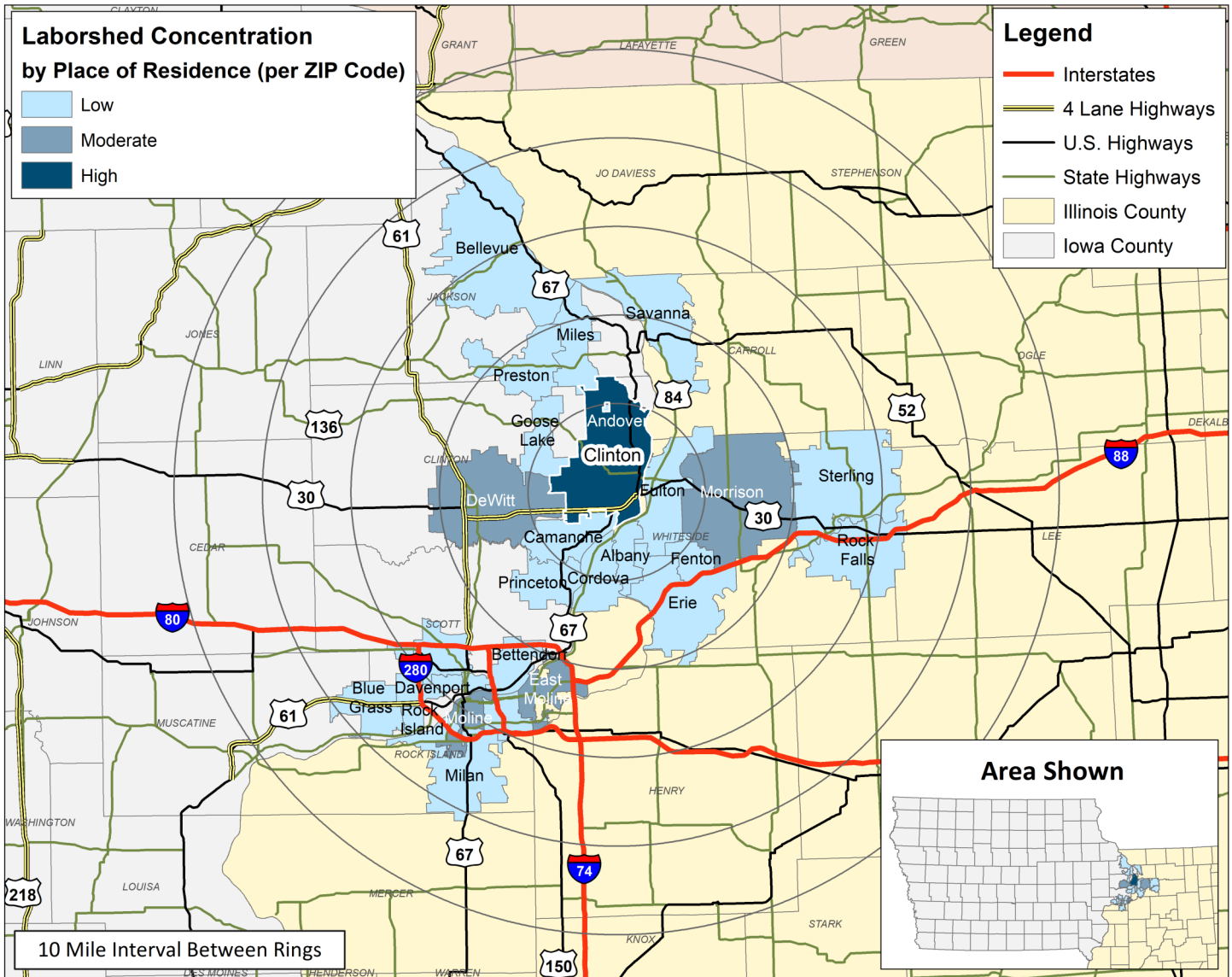
# LABOR CHARACTERISTICS



# WAREHOUSE & DISTRIBUTION

## CLINTON, IA LABORSHED AREA

CONCENTRATION OF RESPONDENTS WITHIN THE LABORSHED AREA  
WITH TRANSFERABLE EXPERIENCE/SKILLS BY PLACE OF RESIDENCE



Workers who have transferable experience/skills in the industry are currently commuting an average of 18 miles one way for work. Those who are likely to change/accept employment are willing to commute an average of 32 miles one way for the right employment opportunity.

FOR MORE INFORMATION REGARDING THE CLINTON, IA LABORSHED, CONTACT:

Grow Clinton  
721 S 2nd St  
Clinton, IA 52732

Phone: (563) 242-5702 | E-mail: [marketing@growclinton.com](mailto:marketing@growclinton.com)  
<https://clintondevelopment.com>



# LABOR CHARACTERISTICS



# WAREHOUSE & DISTRIBUTION

## ESTIMATED AVAILABLE LABOR PER OCCUPATIONAL CATEGORY:

- Aircraft Mechanics and Service Technicians - 666
- Automotive Body and Related Repairers - 667
- Automotive Service Technicians and Mechanics - 2,006
- Bus and Truck Mechanics and Diesel Engine Specialists - 668
- Cleaners of Vehicles and Equipment - 1,339
- First-Line Supervisors of Mechanics, Installers, and Repairers - 2,005
- First-Line Supervisors of Production and Operating Workers - 3,343
- Heavy and Tractor-Trailer Truck Drivers - 9,362
- Industrial Machinery Mechanics - 2,674
- Industrial Truck and Tractor Operators - 2,008
- Inspectors, Testers, Sorters, Samplers, and Weighers - 1,336
- Installation, Maintenance, and Repair Workers, All Other - 2,675
- Laborers and Freight, Stock, and Material Movers, Hand - 3,346
- Light Truck or Delivery Services Drivers - 669
- Locomotive Engineers - 670
- Logisticians - 2,007
- Packers and Packagers, Hand - 4,012
- Production Workers, All Other - 3,345
- Production, Planning, and Expediting Clerks - 3,342
- Railroad Conductors and Yardmasters - 671
- Team Assemblers - 3,345

AN ESTIMATED TOTAL OF **50,156** PEOPLE IN THE LABORSHED AREA

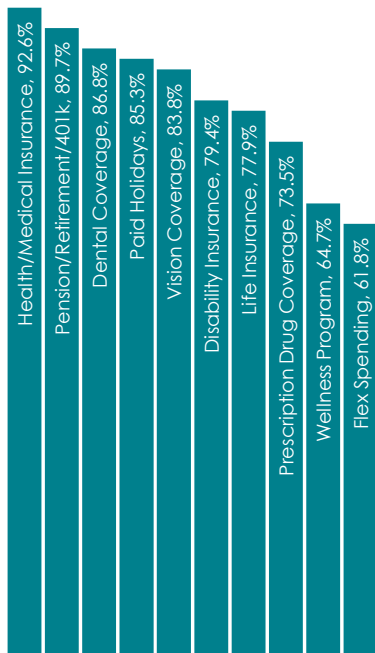
## UNDEREMPLOYMENT (ESTIMATED):

- Low hours - 1.3% (53)
- Low income - 0.0%
- Mismatch of skills - 12.0% (494)
- Total - 13.3% (547)

*(Individuals counted only once when estimating Total Underemployment.)*



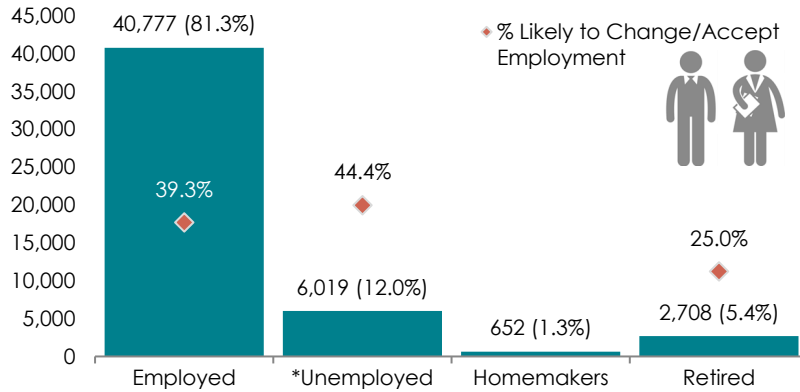
## CURRENT BENEFITS:



## DESIRED BENEFITS:



## ESTIMATED TOTAL BY EMPLOYMENT STATUS (PERCENTAGE):



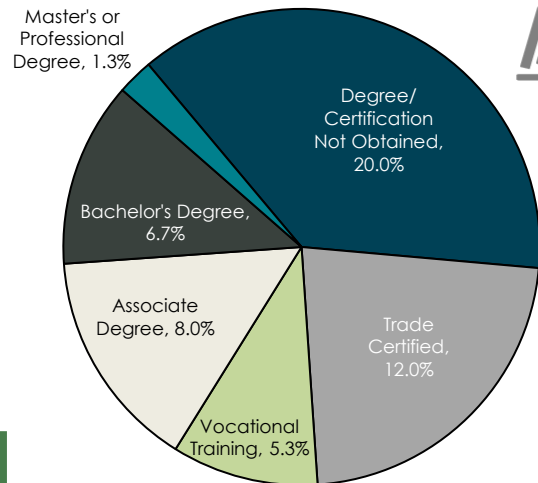
*\*Employment status is self-identified by the survey respondent. The unemployment percentage does not reflect the unemployment rate published by the U.S. Bureau of Labor Statistics, which applies a stricter definition.*

## EMPLOYMENT STATS:

- 73.3% paid an hourly wage
- 96.0% are/were employed full-time
- 4.0% are/were employed part-time
- 8.2% are/were self-employed
- 13.1% hold two or more jobs
- Currently working an average of 48 hours/week

## EDUCATIONAL LEVEL:

(53.3% HAVE AN EDUCATION BEYOND HIGH SCHOOL)



## TOP JOB SEARCH RESOURCES:

*(For those seeking employment opportunities, by use.)*

- Internet - 87.7%
  - [www.indeed.com](http://www.indeed.com)
  - [www.linkedin.com](http://www.linkedin.com)
  - [www.facebook.com](http://www.facebook.com)
  - [www.monster.com](http://www.monster.com)
  - [www.ziprecruiter.com](http://www.ziprecruiter.com)
- Networking through friends, family or acquaintances - 32.9%
- IowaWORKS Centers - 23.3%
- Private Employment Services - 16.4%



# LABOR CHARACTERISTICS



## WAREHOUSE & DISTRIBUTION

OCCUPATION	OCCUPATIONAL CODE	MEAN WAGE	ENTRY WAGE	EXPERIENCED WAGE	MEDIAN WAGE	MEAN ANNUAL SALARY
Aircraft Mechanics and Service Technicians	49-3011	\$29.19	\$17.40	\$35.08	\$29.34	\$60,712
Automotive Body and Related Repairers	49-3021	\$22.39	\$16.14	\$25.51	\$22.39	\$46,565
Automotive Service Technicians and Mechanics	49-3023	\$22.58	\$14.82	\$26.47	\$21.64	\$46,973
Bus and Truck Mechanics and Diesel Engine Specialists	49-3031	\$26.06	\$19.04	\$29.57	\$26.82	\$54,200
Captains, Mates, and Pilots of Water Vessels	53-5021	\$78.26	\$26.71	\$104.03	\$47.01	\$162,782
Cargo and Freight Agents	43-5011	\$21.74	\$19.01	\$23.10	\$21.33	\$45,213
Cleaners of Vehicles and Equipment	53-7061	\$14.55	\$11.11	\$16.27	\$13.22	\$30,256
Conveyor Operators and Tenders	53-7011	\$21.41	\$17.00	\$23.61	\$21.38	\$44,527
Dispatchers, Except Police, Fire, and Ambulance	43-5032	\$24.65	\$16.22	\$28.86	\$23.40	\$51,270
First-Line Supervisors of Mechanics, Installers, and Repairers	49-1011	\$35.86	\$23.63	\$41.98	\$35.64	\$74,594
First-Line Supervisors of Production and Operating Workers	51-1011	\$32.25	\$21.44	\$37.65	\$30.27	\$67,070
Heavy and Tractor-Trailer Truck Drivers	53-3032	\$25.13	\$17.55	\$28.92	\$23.64	\$52,272
Helpers--Installation, Maintenance, and Repair Workers	49-9098	\$16.97	\$12.82	\$19.05	\$16.32	\$35,302
Helpers--Production Workers	51-9198	\$19.21	\$14.45	\$21.58	\$19.04	\$39,947
Industrial Machinery Mechanics	49-9041	\$30.78	\$23.07	\$34.64	\$30.27	\$64,031
Industrial Truck and Tractor Operators	53-7051	\$21.12	\$16.44	\$23.46	\$19.55	\$43,935
Inspectors, Testers, Sorters, Samplers, and Weighers	51-9061	\$22.22	\$16.10	\$25.28	\$21.94	\$46,213
Installation, Maintenance, and Repair Workers, All Other	49-9099	\$22.53	\$15.41	\$26.10	\$21.27	\$46,870
Laborers and Freight, Stock, and Material Movers, Hand	53-7062	\$17.29	\$12.97	\$19.44	\$16.31	\$35,953
Light Truck or Delivery Services Drivers	53-3033	\$20.58	\$12.48	\$24.62	\$18.53	\$42,797
Logisticians	13-1081	\$42.29	\$26.72	\$50.08	\$42.47	\$87,968
Machine Feeders and Offbearers	53-7063	\$21.37	\$16.88	\$23.62	\$23.31	\$44,453
Maintenance and Repair Workers, General	49-9071	\$22.15	\$14.89	\$25.77	\$21.88	\$46,063
Motor Vehicle Operators, All Other	53-3099	\$24.10	\$14.66	\$28.82	\$28.99	\$50,128
Packers and Packers, Hand	53-7064	\$16.19	\$13.15	\$17.71	\$15.70	\$33,673
Production Workers, All Other	51-9199	\$19.05	\$13.23	\$21.96	\$16.63	\$39,625
Production, Planning, and Expediting Clerks	43-5061	\$27.52	\$18.60	\$31.98	\$26.55	\$57,248
Protective Service Workers, All Other	33-9099	\$16.83	\$12.37	\$19.06	\$16.58	\$35,003
Shipping, Receiving, and Traffic Clerks	43-5071	\$20.08	\$14.88	\$22.68	\$19.00	\$41,769
Transportation Inspectors	53-6051	\$23.44	\$12.00	\$29.17	\$16.42	\$48,764
Transportation, Storage, and Distribution Managers	11-3071	\$47.92	\$29.22	\$57.28	\$43.88	\$99,680
Weighers, Measurers, Checkers, and Samplers, Recordkeeping	43-5111	\$20.71	\$15.71	\$23.20	\$19.37	\$43,069

The 2023 Iowa Wage data for the Clinton, IA Laborshed area was produced by the Labor Force & Occupational Analysis Bureau to provide communities local information on wages by occupation. The source of the wage and employment data is based on the May 2022 OEWS estimates. Additional occupational wage and employment data can be found at <https://workforce.iowa.gov/laborshed>.

Balance of data compiled by Iowa Workforce Development using Laborshed data released in 2024.